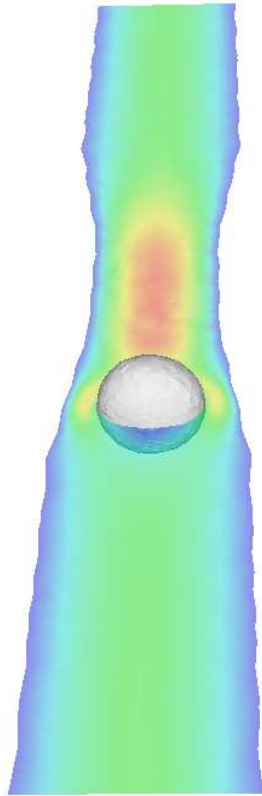
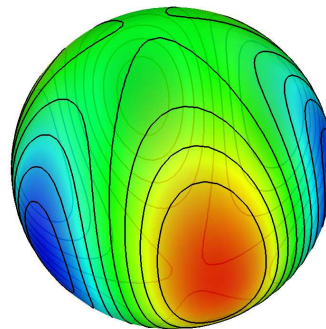


An Eulerian finite element method for elliptic equations on moving surfaces



levitated drop
fluid/fluid



transport of
surfactants

RWTH Aachen,
Germany

Maxim Olshanskii
Jörg Grande
Sven Groß
Arnold Reusken





Motivation: Two-phase fluid dynamics + surfactants

- Standard model for two-phase flow.
- Level set for interface capturing.
- Treatment of surface tension.
- Special FE space for pressure.

An Eulerian FEM for elliptic equations on moving surfaces

- FEM for transport equation on the interface



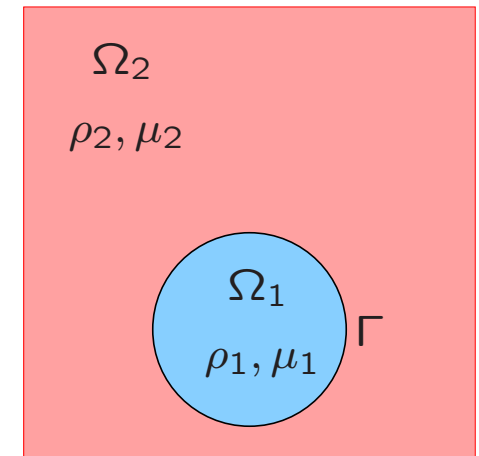
Domains: $\Omega_1 = \Omega_1(t)$ and $\Omega_2 = \Omega_2(t)$

Interface: $\Gamma = \Gamma(t) = \partial\Omega_1 \cap \partial\Omega_2$

ρ_i : density in Ω_i

μ_i : viscosity in Ω_i

τ : surface tension coefficient



$$\begin{cases} \rho_i (\mathbf{u}_t + (\mathbf{u} \cdot \nabla) \mathbf{u}) = \operatorname{div}(\boldsymbol{\sigma}) + \rho_i \mathbf{g} \\ \quad \quad \quad = -\nabla p + \operatorname{div}(\mu_i \mathbf{D}(\mathbf{u})) + \rho_i \mathbf{g} & \text{in } \Omega_i & \text{for } i = 1, 2 \\ \operatorname{div} \mathbf{u} = 0 & \text{in } \Omega_i \end{cases}$$
$$[\boldsymbol{\sigma} \mathbf{n}]_{\Gamma} = \tau \mathcal{K} \mathbf{n} - \nabla_{\Gamma} \tau, \quad [\mathbf{u}]_{\Gamma} = 0 .$$

$\mathbf{D}(\mathbf{u}) = \nabla \mathbf{u} + \nabla \mathbf{u}^T$: deformation tensor

$\boldsymbol{\sigma} = -p \mathbf{I} + \mu \mathbf{D}(\mathbf{u})$: stress tensor

\mathcal{K} : curvature of Γ

Assumption: τ constant

Appropriate model for a large class of two-phase flow problems.

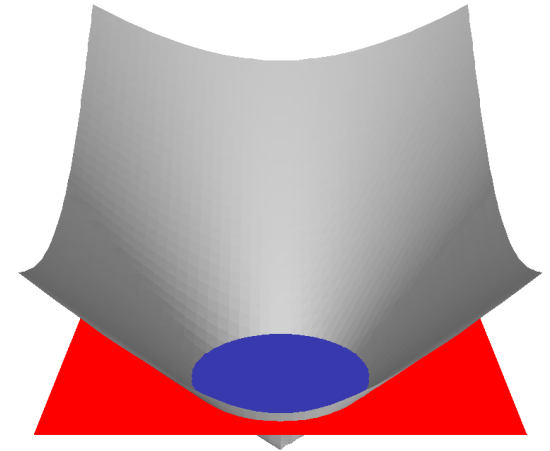


Idea:(Sethian, Osher)

$\Gamma(t)$ = zero-level of a scalar function

The level set function $\varphi(x, t)$

$$\varphi(x, t) = \begin{cases} < 0 & \text{for } x \text{ in phase } \Omega_1 \\ > 0 & \text{for } x \text{ in phase } \Omega_2 \\ = 0 & \text{at the interface} \end{cases}$$



should be an “*approximate signed distance function*”.

$$x(t) \in \Gamma(t) \Rightarrow \varphi(x(t), t) = 0.$$

Level set equation

$$\varphi_t + \mathbf{u} \cdot \nabla \varphi = 0$$



Navier-Stokes equations coupled with level set equation:

$$\begin{aligned}\rho(\varphi) \left(\mathbf{u}_t + (\mathbf{u} \cdot \nabla) \mathbf{u} \right) - \operatorname{div} \left(\mu(\varphi) \mathbf{D}(\mathbf{u}) \right) + \nabla p &= \rho(\varphi) g - \tau \mathcal{K}(\varphi) \delta_\Gamma \mathbf{n}_\Gamma \\ \nabla \cdot \mathbf{u} &= 0 \\ \varphi_t + \mathbf{u} \cdot \nabla \varphi &= 0\end{aligned}$$

where ρ, μ and $\mathcal{K}, \delta_\Gamma, \mathbf{n}_\Gamma$ depend on φ , e.g.:

$$\mathcal{K}(\varphi) = \nabla \cdot \left(\frac{\nabla \varphi}{\|\nabla \varphi\|} \right) \quad \text{second derivatives.}$$

Localized force term in **weak** formulation:

$$f_\Gamma(\mathbf{v}) = \tau \int_\Gamma \mathcal{K} \mathbf{n}_\Gamma \cdot \mathbf{v} \, ds$$

$$f_\Gamma \in H^{-1}(\Omega)$$



Discretization:

- Weak formulation + FE methods; velocity space: P_2 .
- Discretization of localized force term f_Γ : Laplace-Beltrami.
- Finite element space for discontinuous pressure: XFEM $P_1 \rightsquigarrow Q_h^\Gamma$.
- Level set equation: P_2 FE + SDFEM stabilization.
- Time integration: θ -schema / fractional step.

Iterative solvers:

- Multigrid. Krylov subspace methods.
- Preconditioners: robustness w.r.t. $\mu, \rho, \Delta t, h$.
- XFEM \longrightarrow modified iterative solvers?



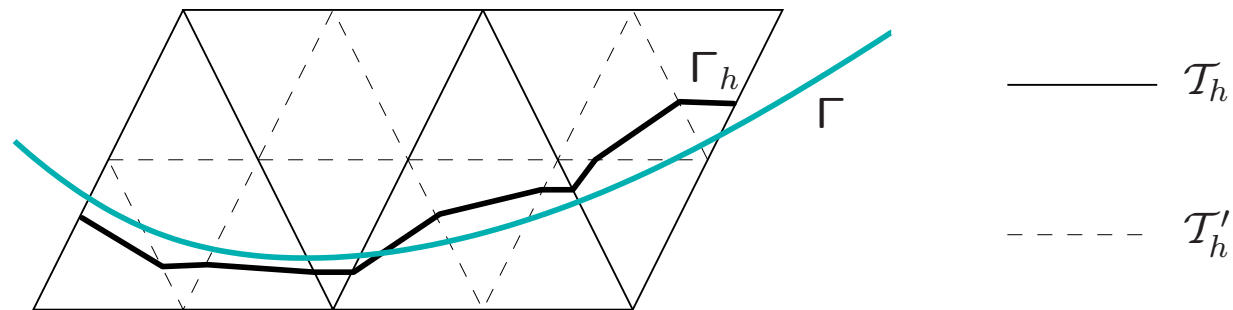
Γ = zero level of ϕ (= level set function = signed distance function)

ϕ_h = piecewise **quadratic** FE approximation of ϕ .

Our strategy:

$\phi \approx \phi_h$ (piecewise P_2) $\rightarrow I(\phi_h)$ (piecewise P_1 on refined mesh).

$\Gamma \approx \Gamma_h :=$ zero level of $I(\phi_h)$ (planar segments).



Under reasonable assumptions: $\text{dist}(\Gamma, \Gamma_h) \leq ch^2$.

Belytschko (1999) for elasticity problems.
 Hansbo (2002) for interface problems.

Idea: Enrich FE space (e.g. P_1 FE) by additional discontinuous basis functions near Γ :

$$p_j^\Gamma(\mathbf{x}) := p_j(\mathbf{x})H_\Gamma(\mathbf{x})$$

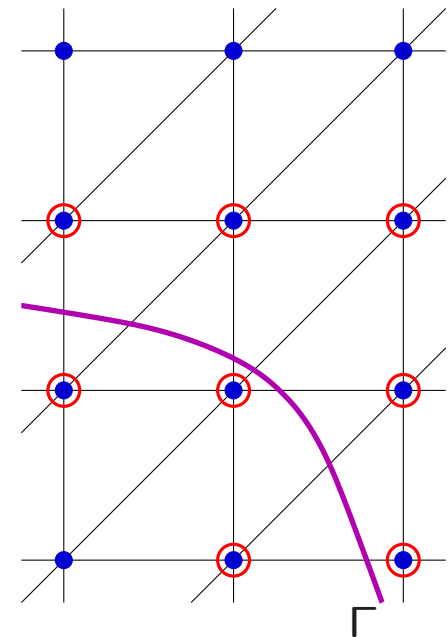
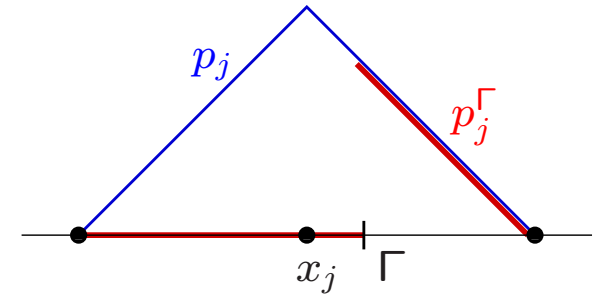
where $H_\Gamma(\mathbf{x}) = \begin{cases} 1 & x \in \Omega_2, \\ 0 & \text{else.} \end{cases}$

(Technical) difficulties:

- Integration over sub-elements $T \cap \Omega_2$:

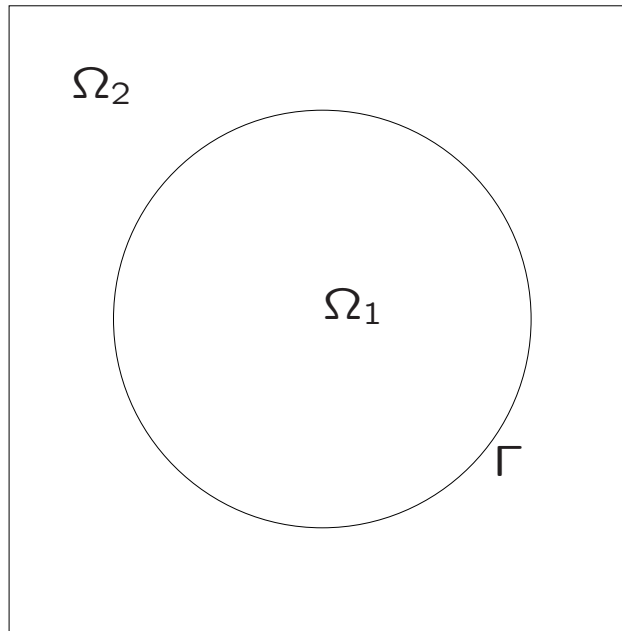
$$\int_T p_j^\Gamma(\mathbf{x}) \cdot f(\mathbf{x}) \, d\mathbf{x} = \int_{T \cap \Omega_2} p_j(\mathbf{x}) \cdot f(\mathbf{x}) \, d\mathbf{x}$$

- Q_h^Γ depends on Γ ! (in practice: Γ_h)
- Reference: [Groß, R., JCP 07].



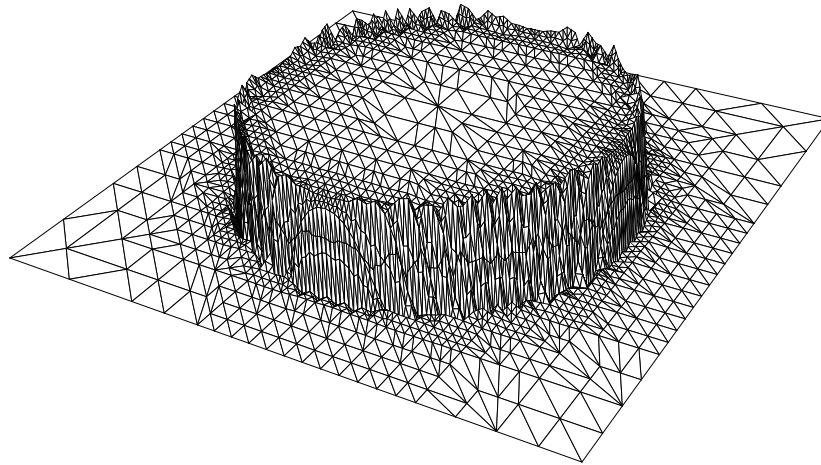


$$\Omega_1 = \{x \in \mathbb{R}^3 \mid \|x\| \leq \frac{2}{3}\}.$$

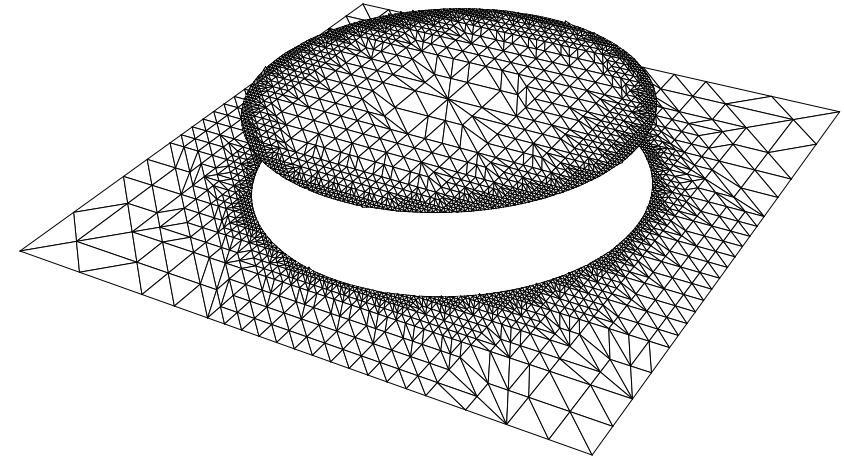


$$f_\Gamma(\mathbf{v}) = \tau \int_\Gamma \mathcal{K} \mathbf{n}_\Gamma \cdot \mathbf{v} \, ds \text{ with } \tau = 1. \text{ Note } \mathcal{K} = 2/r = 3.$$

$$\text{Solution: } \quad u^* = 0, \quad p^* = \begin{cases} C & \text{in } \Omega_2, \\ C + \tau \mathcal{K} & \text{in } \Omega_1. \end{cases}$$



Q_h^1 FE (standard P_1)



Q_h^Γ FE (XFEM space)



ref.	$p_h \in Q_h^1$		$p_h \in Q_h^\Gamma$	
	$\ e_p\ _{L^2}$	order	$\ e_p\ _{L^2}$	order
0	1.60E+00	—	1.64E-01	—
1	1.07E+00	0.57	4.97E-02	1.73
2	8.23E-01	0.38	1.66E-02	1.58
3	5.80E-01	0.51	7.16E-03	1.22
4	4.13E-01	0.49	2.83E-03	1.34

Pressure errors for the $P_2 - Q_h^1$ and $P_2 - Q_h^\Gamma$ pair.



An Eulerian FEM for elliptic equations on moving surfaces

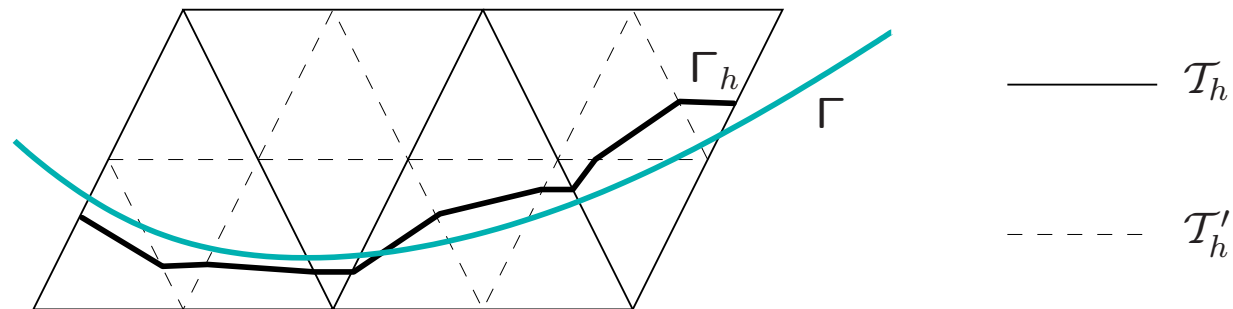


Convection-diffusion equation for $c(x, t)$, $x \in \Gamma(t)$:

$$\partial_{t,n}c - D_\Gamma \Delta_\Gamma c + \nabla_\Gamma \cdot (c\mathbf{u}_\Gamma) - \mathcal{K}u_\perp c = 0,$$

How can we discretize this equation on Γ ?

Obvious idea: use a FE space induced by the “outer” triangulation \mathcal{T}_h .



Define

$\omega_h := \cup_{T \in \mathcal{F}_h} S_T$: tetrahedra in \mathcal{T}'_h intersected by Γ_h

$V_h := \{v_h \in C(\omega_h) \mid v_h|_{S_T} \in P_1 \text{ for all } T \in \mathcal{F}_h\}$: outer space

$V_h^\Gamma := \{\psi_h \in H^1(\Gamma_h) \mid \exists v_h \in V_h : \psi_h = v_h|_{\Gamma_h}\}$: interface space



Laplace-Beltrami equation

$$-\Delta_{\Gamma}u + u = f \quad \text{on } \Gamma,$$

with $\Gamma = \{\mathbf{x} \in \mathbb{R}^3 \mid \|\mathbf{x}\|_2 = 1\}$ and $\Omega = (-2, 2)^3$.

Solution:


$$u(\mathbf{x}) = a \frac{\|\mathbf{x}\|^2}{12 + \|\mathbf{x}\|^2} (3x_1^2x_2 - x_2^3).$$

Tetrahedral triangulations: $\{\mathcal{T}_l\}_{l \geq 0}$ constructed by local refinement close to Γ .
Mesh size $h_l \sim \sqrt{3} 2^{-l}$.

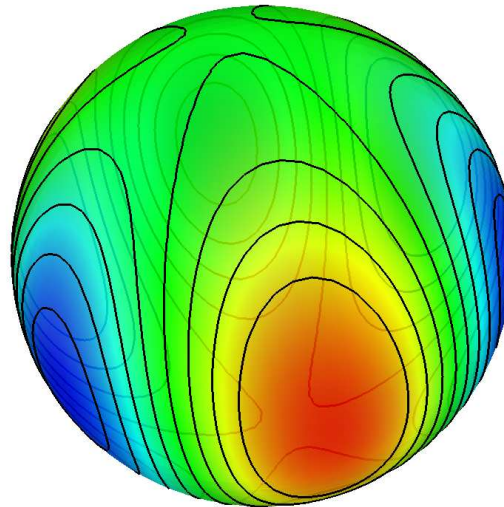
Level set function $\phi(\mathbf{x}) = \|\mathbf{x}\|^2 - 1$; $\phi_h := I(\phi)$ piecewise linear on \mathcal{T}_h .

$$\Gamma_h := \{\mathbf{x} \in \Omega \mid I(\phi_h)(\mathbf{x}) = 0\}$$

Note: the interface triangulation Γ_h is not shape-regular:



Solution u :





Determine $u_h \in V_h^\Gamma$ such that

$$\int_{\Gamma_h} \nabla_{\Gamma_h} u_h \nabla_{\Gamma_h} \psi_h + u_h \psi_h ds_h = \int_{\Gamma_h} f_h \psi_h ds_h \quad \text{for all } \psi_h \in V_h^\Gamma,$$

with f_h an extension of f .

Results:

level l	$\ u - u_h\ _{L^2(\Gamma_h)}$	factor
1	0.1124	—
2	0.03244	3.47
3	0.008843	3.67
4	0.002186	4.05
5	0.0005483	3.99
6	0.0001365	4.02
7	0.0000341	4.00



Error analysis [Olshanskii, AR., submitted]:

Theorem. For each $u \in H^2(\Gamma)$ the following holds

$$\inf_{v_h \in V_h^\Gamma} \|u^e - v_h\|_{L^2(\Gamma_h)} \leq \|u^e - (I_h u^e)|_{\Gamma_h}\|_{L^2(\Gamma_h)} \leq C h^2 \|u\|_{H^2(\Gamma)},$$
$$\inf_{v_h \in V_h^\Gamma} \|u^e - v_h\|_{H^1(\Gamma_h)} \leq \|u^e - (I_h u^e)|_{\Gamma_h}\|_{H^1(\Gamma_h)} \leq C h \|u\|_{H^2(\Gamma)}.$$

Implementation very easy:

$$\int_{\Gamma_h} \nabla_{\Gamma_h} \phi_i \cdot \nabla_{\Gamma_h} \phi_j + \phi_i \phi_j \, ds_h = \sum_{T \in \mathcal{F}_h} \int_T \dots \, ds_h$$

Furthermore:

- No data structure for triangulation of Γ_h needed.
- No shape regularity of triangulation of Γ_h required.



Let $(\phi_i)_{1 \leq i \leq m}$ be all nodal basis functions in V_h with support intersected by Γ_h .

Then

$$\text{span}\{(\phi_i)|_{\Gamma_h} \mid 1 \leq i \leq m\} = V_h^\Gamma,$$

but $(\phi_i)|_{\Gamma_h}$ are **not** necessarily independent. Mass matrix:

$$M_{i,j} = \int_{\Gamma_h} \phi_i \phi_j \, ds_h, \quad 1 \leq i, j \leq m, \quad \tilde{M} := D_M^{-\frac{1}{2}} M D_M^{-\frac{1}{2}}.$$

Spectrum of \tilde{M} :

level l	m	λ_1	λ_2	λ_m	λ_m/λ_2
1	112	3.8 e-17	0.0261	2.86	109
2	472	4.0 e-17	0.0058	2.83	488
3	1922	1.0 e-17	0.0012	2.83	2358
4	7646	3.6 e-17	0.00029	2.83	9660

Remarks:

- Scaling with D_M is essential.
- Analysis: in progress.
- Similar results for stiffness matrix.



More information:

www.igpm.rwth-aachen.de/DROPS/